



City of Glendale

Custom Swimming Pools and Spas

Submittal Requirements

Applications for a building permit to construct a swimming pool and/or spa must include the following plan or information submittals:

- I. **Building Permit Application Form (generic example attached)**
 - A. **Project Address:** indicate the address of the property where the pool is to be built.
 - B. **Description of work:** indicate if the pool is above ground or in ground, gunite or pre-manufactured and if any portion of the pool or spa construction is to be elevated above the adjacent grade.
 - C. **Book_____Map_____Parcel_____Subdivision_____Lot No._____**
Provide the above property description information
 - D. **Property Owner:** Indicate the name of the property owner or legal entity which holds title to the property, their address and telephone number.
 - E. **Prime Contractor:** Indicate the name of the pool contractor who will build the pool. Include the telephone number, address, state contractor license number and classification and city of Glendale sales tax license number, if known. If the name of the contractor is not yet known or if the property owner is to function as the prime contractor, write: *Owner/Builder*.
 - F. **Special Conditions:** leave blank
 - G. **Permit:** Leave the permit type boxes blank.
 - H. **Square Footage:** Indicate the surface area of the pool.
 - I. **Valuation:** Indicate the approximate value of the pool and all improvements made in conjunction with the pool construction.
 - J. **Utilities:** Indicate with a check mark the utilities which serve the property.

- K. **Date Submitted:** Leave blank until the permit application is delivered to the city of Glendale Development Services Department.
- L. **Contact Person:** Print the name and telephone number of the person who should be notified when the building permit has been approved.
- II. **Completed applicant declaration sheet (example attached).**
- III. **Two copies of a complete plot plan on an eight and a half by eleven sheet (example attached) which:**
 - A. Is accurately drawn to scale (no free-hand drawings or sketches)
 - B. Shows all property lines accurately dimensioned
 - C. Shows adjacent streets and alleys
 - D. Include a North arrow
 - E. Shows adjacent flood control structures (if any)
 - F. Shows all easements, public and private (use dashed lines), accurately dimensioned
 - G. Show the footprint of all buildings and structures, including the swimming pool, on the site
 - H. Show the distances between the pool and the adjacent building(s) or structural features
 - I. Show the closest distances between the pool and the adjacent property lines (measured perpendicular to the property line)
 - J. Show the maximum length and width of the pool
 - K. Show the location of retaining walls (if any)
 - L. Show any grade depressions or surcharge conditions in the area of the pool
 - M. Indicate the surface area of the pool
 - N. If water-heating equipment is to be installed that is to use natural gas or LPG, the following must be noted:
 - 1. Location of the gas meter or gas tanks (if the use of LPG is contemplated, the location of the LPG tanks must be in accordance with NFPA #58)
 - 2. Route of the fuel gas piping
 - 3. Size of the fuel gas piping
 - 4. Input requirements (btu's) of all equipment and all appliances which will be served by the fuel gas piping
 - 5. Indicate the type of fuel gas to be used (propane, butane, etc.)
 - 6. The installation of the fuel gas system will require a separate permit

- O. Do not include non-relevant site information
- P. Show the location of pool decking and equipment
- Q. Show the location of septic tanks and leach fields if known
- R. Show the location of irrigation ditches, culverts or flood control features
- S. Must have the name, address and telephone number of the property owner noted at the bottom of the plot plan.

Note: No part of the pool construction may encroach into an easement---public or private

Exception: Pools may encroach into an easement if consent has been obtained from all parties who may have rights for use of the easement. Consent for such encroachment may be evidenced by letters from the respective parties. The letters must include a copy of the plot plan that also shows the proposed pool, must contain explicit verbiage giving consent to encroach, and must be endorsed by an individual who has the authority to represent and sign the letter.

IV. Two copies of a pool cross section on an eight and a half by eleven sheet (example attached) which:

- A. Include a drawing of the side elevation of the house indicating whether the house is a two-story or single story
- B. Indicate the maximum depth of the pool
- C. Show the distance from the pool to the nearest building feature(s), retaining wall, covered patio, etc

V. Site specific pool construction drawings sealed by a structural engineer registered to practice in the state of Arizona (submit two copies)

VI. Site specific engineering calculations for the above construction drawings sealed by the same structural engineer who prepared and sealed the above construction drawings (submit two copies)

Building permits for pools may be able to be done over the counter if time permits. If not, the Development Services Representative will be able to let you know when you can expect to have your plan reviewed and permit issued.

Pool Fence Requirements for Lots Adjacent to Lakes

Beginning August 22, 2005, the interpretation of code requirements for pool fences on a property that terminates at a point of contact with a lake shall be as follows:

Where a property upon which a pool is located abuts a body of water, the fence enclosure parallel to the water shall not be required, provided that the required side yard enclosures extend 24 inches beyond the lake bank.



Community Development Group

ADDENDUM TO BUILDING PERMIT NUMBER (S) _____

The undersigned applicant asserts that he/she is exempt from the contractor licensing requirements of Arizona Revised Statutes Chapter 10, Title 32 on the basis of:

___ARS 32-1121.A.5 The applicant owns the property and shall occupy the property, and does not intend the property to be for sale or rent, and shall have the work performed by the applicant alone, or by the applicant with employees of the applicant, and/or performed by duly licensed contractor(s), all of whom are identified below or on the attached.

___ARS 32-1121.A.6 The applicant owns the property and shall have the work performed only by duly licensed contractor(s), all of whom are identified below or on the attached.

Contractor/Company Name	License Number	Classification
_____	_____	_____
_____	_____	_____
_____	_____	_____
_____	_____	_____

___ARS 32-1121.A.7 The applicant is a registered architect or engineer, or employee of a register architect or engineer engaged in professional practice, not as a contractor.

The undersigned swears and affirms that the information herein is true and accurate, and acknowledges that the filing of an application containing false or incorrect information with the intent to avoid the licensing or tax requirements of the State of Arizona is “unsworn falsification”, a criminal misdemeanor.

Glendale, Arizona, Code of Ordinances >> PART II - CODE OF ORDINANCES >> Chapter 32 - SWIMMING POOLS >>

Chapter 32 - SWIMMING POOLS*

Cross reference—Buildings and building regulations, Ch. 9; water, sewers, and sewage disposal, Ch. 33.

[Sec. 32-1. - Approval of plans.](#)

[Sec. 32-2. - Statement of policy.](#)

[Sec. 32-3. - Barriers and enclosures.](#)

[Sec. 32-4. - Secondary protection.](#)

[Sec. 32-5. - Lighting.](#)

Sec. 32-1. - Approval of plans.

All plans submitted to the city for swimming pools to be constructed shall show compliance with this chapter and final inspection and approval of all pools hereafter constructed shall be withheld until all requirements of this chapter shall have been complied with.

(Code 1963, § 27-5)

Sec. 32-2. - Statement of policy.

It is found, determined and declared that the maintenance of private swimming pools, spas, hot tubs or other outside contained bodies of water without appropriate precautionary measures constitutes a severe hazard to the safety of the inhabitants of the city, particularly children.

(Code 1963, § 27-1; Ord. No. 2046, § 1, 12-8-98)

Sec. 32-3. - Barriers and enclosures.

(a)

Required. No person in possession of land within the city, either as owner, purchaser under contract, lessee, tenant or person licensed to use the property, upon which is situated a swimming pool or other outside contained body of water designed or used for swimming, dipping or immersion purposes, with a minimum depth of eighteen (18) inches, shall fail to maintain on the lot or premises upon which such pool or body of water is located a barrier meeting the requirements set forth in this section 32-3.

(b)

Minimum Requirements. Except as otherwise provided, all swimming pools or other contained bodies of water shall meet all of the following requirements:

(1)

Be entirely enclosed by at least a five (5) foot wall, fence or other barrier as measured on the exterior side of the wall, fence or barrier. A dwelling house or accessory building may be used as part of such enclosure.

(2)

Have no openings in the wall, fence or barrier through which a spherical object four (4) inches in diameter can pass. The horizontal components of any wall, fence or barrier shall be spaced not less than forty-five (45) inches apart measured vertically or shall be placed on the pool side of a wall, fence or barrier which shall not have any opening greater than one and three-quarter (13/4) inches measured horizontally. Wire mesh or chain link fences shall have a maximum mesh size of one and three-quarters (13/4) inches measured horizontally.

(3)

Gates for the barrier or enclosure shall:

a.

Be self-closing and self-latching with the latch located at least fifty-four (54) inches above the underlying ground or on the pool side of the gate with a release mechanism at least five (5) inches below the top of the gate and no opening greater than one-half (1/2) inch within twenty-four (24) inches of the release mechanism.

b.

Open outward from the pool.

(4)

The wall, fence or barrier shall not contain openings, handholds or footholds accessible from the exterior side of the barrier that can be used to climb the wall, fence or barrier.

(5)

The wall, fence or barrier shall be at least twenty (20) inches from the water's edge.

(c)

Maintenance. Barriers and enclosures required by this section shall be maintained in proper operating order by the owner or occupant.

(d)

Openings larger than forty-eight (48) inches. Gates or doors opening through the enclosure required by paragraph (b) above which are greater than forty-eight (48) inches in width may be secured by a padlock or similar device which requires a key, electric opener or integral combination in lieu of being equipped with a self-closing and self-latching device as set forth in paragraph (b) above.

(e)

Exemptions. This section does not apply to:

(1)

A system of sumps, irrigation canals, irrigation, flood control or drainage works constructed or operated for the purpose of storing, delivering, distributing or conveying water.

(2)

Stock ponds, storage tanks, livestock operations, livestock watering troughs or other structures used in normal agricultural practices.

(3)

Public or semi-public swimming pools.

(4)

Lakes or decorative ponds.

(f)

Notice. A person shall, on entering into an agreement to build a swimming pool, spa, hot tub or other contained body of water or to sell a dwelling with a swimming pool or contained body of water, give the buyer a notice explaining safety education and responsibilities of pool ownership as approved by the department of health services and a copy of this chapter 32 of the code of the City of Glendale.

(g)

Violations. A violation of any provision of this section 32-3 shall be deemed a class 1 misdemeanor offense.

(Code 1963, §§ 27-2, 27-3; Ord. No. 1683, § 2, 4-23-91; Ord. No. 2046, § 2, 12-8-98)

Sec. 32-4. - Secondary protection.

(a)

Application. The provisions of this section shall apply to swimming pools, spas, hot tubs or other contained bodies of water (above or below ground) when a residence or living area, in which a child younger than six (6) years of age will, or does, reside, constitutes part of the barrier or enclosure required by section 32-3 and:

(1)

Such swimming pool, spa, hot tub or other contained body of water is constructed or installed after the effective date of this provision at a single family residence; or

(2)

An existing swimming pool or other body of water lawfully constructed prior to the effective date of this section, but which does not conform to these regulations, shall become subject to these regulations as a result of any alteration, addition, or expansion of a dwelling unit or guest room having access to such pool, that increases the livable floor area; or

(3)

The existing single family residence is sold.

(b)

Requirements. When an event described in paragraph (a) above occurs, one (1) of the following methods of secondary protection shall be provided:

(1)

Between the swimming pool or other contained body of water and the residence or living area, a minimum five (5) foot wall, fence or barrier to the pool area which meets all of the requirements of section 32-3(b), subparagraphs (2) through (5); or

(2)

The pool shall be protected by a motorized safety pool cover which requires the operation of a key switch which meets the American Society of Testing and Materials Emergency Standards 13-8-9 and which does not require manual operation other than the use of the key switch; or

(3)

All ground level doors or other doors with direct access to the area containing a swimming pool or other contained body of water shall be equipped with either: (A) a self-closing and self-latching device with the latch located at least fifty-four (54) inches above the finished floor; or, (B) an alarm placed not less than fifty-four (54) inches above the finished floor and which activates automatically whenever the door is opened.

If provided, the alarm shall sound continuously for a minimum of thirty (30) seconds beginning within the first seven (7) seconds after the door and its screen, if present, are opened and be capable of providing a sound pressure level of not less than eighty-five (85) dBA when measured at ten (10) feet in any direction. The sound of the alarm shall be distinctive from other household sounds such as smoke detectors, telephones, and door bells. The alarm system may be equipped with a manual means to temporarily deactivate the alarm for a single opening. Such deactivation shall last no longer than fifteen (15) seconds. An off switch is not acceptable. The deactivation switch shall be located at least fifty-four (54) inches above the floor.

Emergency escape or rescue windows from sleeping rooms with access to the swimming pool or other contained body of water shall be equipped with a latching device not less than fifty-four (54) inches above the floor. All other openable dwelling unit or guest room windows with similar access shall be equipped with a screwed in place wire mesh screen or a latching device located not less than fifty-four (54) inches above the floor; or

(4)

An alarm maintained in or on the swimming pool or other body of water. The alarm shall be installed so as to activate automatically whenever a person enters the swimming pool or body of water and remain activated until manually turned off. The alarm shall sound continuously within the first seven (7) seconds after a person enters the swimming pool or body of water and be capable of providing a sound pressure level of not less than eighty-five (85) dBA when measured at ten (10) feet in any direction. The sound of the alarm shall be distinctive from other household sounds such as smoke detectors, telephones, and doorbells; or

(5)

The swimming pool shall be an above-ground swimming pool which has non-climbable exterior sides which are a minimum height of four (4) feet. Any access ladder or steps shall be removable without tools and secured in an inaccessible position with a latching device not less than fifty-four (54) inches above the ground when the pool is not in use; or

(6)

Latching or locking hard safety cover which may be latched or locked shall be deemed to meet all barrier requirements of this section for any spa or hot tub which is not more than eight (8) feet (2438 mm) in width, length or diameter; or

(7)

Alternative protection not specified herein and providing protection meeting the intent of these requirements is allowed when approved by the building official.

(c)

Compliance.

(1)

All plans submitted to the city for swimming pools to be constructed or installed after the effective date of this section shall specify the manner in which compliance with this section shall be accomplished. Submission of the plans shall constitute verification by the builder and owner of compliance with this section and the manner of compliance.

(2)

If an existing single family residence containing a swimming pool or other body of water is sold after the effective date of this section and secondary protection is required by this section, the buyer shall comply with the provisions of this section no later than thirty (30) days after the date the buyer first takes occupancy of the residence.

(d)

Maintenance. Secondary protection required by this section shall be maintained in proper operating order by the owner or occupant.

(e)

Exemptions. This section does not apply to:

(1)

A system of sumps, irrigation canals, irrigation, flood control or drainage works constructed or operated for the purpose of storing, delivering, distributing or conveying water.

(2)

Stock ponds, storage tanks, livestock operations, livestock watering troughs or other structures used in normal agricultural practices.

(3)

Public or semi-public swimming pools.

(4)

Lakes or decorative ponds.

(f)

Complaints. All complaints regarding a violation of this section shall be investigated by the fire department.

(g)

Violations. A violation of any provision of this section 32-4 shall be deemed a class 1 misdemeanor offense.

(Ord. No. 2046, § 3, 12-8-98)

Sec. 32-5. - Lighting.

Any lights used to illuminate any swimming pool shall be so arranged and shaded as to reflect light away from any adjoining or neighboring premises.

(Code 1963, § 27-4)

Editor's note—Ordinance No. 2046, § 3, adopted December 8, 1998 added Section 32-4. Due to an existing Section 32-4, by authority of the city attorney, the previous Section 32-4 has been editorially renumbered as Section 32-5.



Community Development Group

NEW SWIMMING POOL PLAN SUBMITTAL AFFIDAVIT

Ordinance #2046

Please type or print

Date _____

Property Address _____

Name of Property Owner _____

- I. No children less than six years of age reside at this address.

- II. A child under the age of six years of age resides at this address.
(If this box is checked, identify method of secondary pool protection)
 - A. We will provide an interior fence and enclosure around the pool as required by the Glendale Pool Barrier Ordinance.
 - B. We will provide exterior fence and enclosure protection with secondary protection as checked on reverse side of this affidavit per the Glendale Pool Barrier Ordinance.

IF YOU CHECKED BOX II B, PLEASE COMPLETE REVERSE SIDE WHICH IS THE NEXT PAGE IN THIS DOCUMENT

THIS IS THE REVERSE SIDE OF THE PREVIOUS PAGE

1. The pool shall be protected by a motorized safety pool cover.
2. Doors and windows are protected
3. The pool shall be protected by an alarm maintained in or on the swimming pool.
4. The above ground swimming pool shall have a secured ladder.
5. Locking hard safety cover on the spa or hot tub.
6. Alternative protection not specified above which is attached to the plan submittal and submitted for approval by the Building Official

_____	_____	_____
Name of Home Owner	Home Owner Signature	Date
_____	_____	_____
Pool Contractor	Contractor Signature	Date

SIGNATURE OF OWNER MUST BE NOTARIZED

State of Arizona

County of Maricopa

On this _____ day of _____, 20_____, before me, personally appeared

_____ (name of signer), whose identity was proven to me on the basis of satisfactory evidence to be the person whose name is subscribed to in this document, and who acknowledged that he/she signed the above/attached document.

(Seal)

Notary Public

VIRGINIA GRAEME BAKER
POOL & SPA SAFETY ACT
CPSC STAFF'S GUIDE TO
COMPLYING WITH THE LAW

By December 19, 2008, ALL public pool owners/operators must:

- Install drain covers that meet the ANSI/ASME A112.19.8–2007 standard on EVERY drain/grate. A list of cover manufacturers can be found at www.cpsc.gov/whatsnew.html#pool
- Install an automatic shut-off system, gravity drainage system, Safety Vacuum Release System (SVRS), suction-limiting vent system or disable the drain, if the pool operates off of a SINGLE main drain. Pools and spas with unblock able drains are exempt from this requirement. A list of SVRS manufacturers can be found at www.cpsc.gov/whatsnew.html#pool.
- Ensure that dual or multiple main drains are at least 3 feet apart.

* * *

Pools And Spas Not Open On December 19, 2008 Are Not Required To Be In Compliance Until The Day The Pool Or Spa Is Re-opened!

* * *

The new Consumer Product Safety Improvement Act requires all new drain and grate covers be certified to all applicable standards starting on November 12, 2008.

* * *

CPSC staff recommends that to ELIMINATE and not just MITIGATE the drain entrapment hazard in pools and spas, pool owners should disable old drains or build new pools without any drains and use gutters, overflows and/or skimmers to provide water to the pump.

* * *

Have a question or concern about the Pool & Spa Safety Act?

Send an e-mail to info@cpsc.gov

This information was prepared by the CPSC staff; it has not been approved by, and does not necessarily represent the views of, the Commission.



Community Development Group

March 28, 2008

Dear Pool Builders or Pool Owner:

The recent adoption of the 2005 National Electrical Code requires that we add an additional inspection for swimming pools to our current list of inspections.

Section 680.26 (c), regarding the Equipotential Bonding Grid, now requires that a #8 bond wire circle the entire pool within three feet of the water's edge and bond back to the pool grid. This bond wire is required to be four to six inches below the surface slab, or the cool decking. In order for the inspection department to verify that this wire is in place and correctly installed, we will be adding inspection number **674** for you to call, prior to placing the surfacing material in this area. You will call for this inspection, as you do all others through the IVR system, using number **674** as the number. All pools permitted on March 31, 2008 or later will be subject to this new inspection.

If you have any questions regarding this additional inspection, you may contact a SR. Building Inspector at 623-930-2800

Glendale Building Safety Department

CITY OF GLENDALE

SWIMMING POOL INSPECTION CHECKLIST

PRE-GUNITE:

SITE REQUIREMENTS:

- Permit site card/plot plan posted
- Setbacks per approved plot plan
- Approved plans on job site
- No equipment / conduit / piping within P.U.E. Exception: written approval from all serving utilities
- Spa/pool gas heater vents minimum 4 ft. from property line
- Pool filter, pumps and motors do not interfere with existing electrical panel boards & disconnects.
- Proper working clearance
- Pool filter does not obstruct access to existing ground mounted condensing unit
- Pool equipment does not obstruct emergency bedroom window egress
- Access for construction not through N.V.A.E. or Engineering permit must be obtained
- All windows within 5 ft. of water's edge are safety glazed.

STRUCTURAL REQUIREMENTS:

- Walls & floors have rebar placed per Engineering Plans.
- Walls surcharged with additional steel reinforcing per approved plans, When pool depth is greater than the distance to property lines, fences and structures.

- Minimum of 3" of concrete cover for steel reinforcing at all locations
- Bond beam is installed at top of wall per plans.

PLUMBING REQUIREMENTS:

- Water line minimum 12" below grade.
- Pressure vacuum breaker installed at self-leveler water line connection to house supply line.
- Hose bib vacuum breakers installed.

ELECTRICAL REQUIREMENTS:

- All underground conduits must comply with Table 300-5 (2002 NEC) for burial depth requirements.
- All Electrical to be completed prior to Pregunite inspection, exception...connection to hot Pool light wire in brass J-box may be left disconnected but must be protected.
- No receptacles within 10 ft. of pool or install permanent fence or barrier if less than 10 ft.
- Minimum of one receptacle within 20 ft. of pool and all receptacles within 20 ft. GFCI protected
- Existing light fixtures within 5 ft. of pool wall must be minimum 5 ft. above pool surface and rigidly attached to existing structure and GFI protected.
- No ceiling fans within 5 ft of pool wall

- ❑ Switches located minimum of 5 ft. from wall of pool or permanent fence or barrier installed
- ❑ Overhead wiring minimum 18' above deck, 14' minimum above diving board
- ❑ Underground ferrous conduit has corrosion protection per NEC
- ❑ No underground wiring within 5 ft. of pool wall, unless supplying pool equipment and installed within rigid metal conduit, IMC or PVC conduit
- ❑ Wet-niche lighting fixtures located minimum 18" below normal water level top of fixture lens
- ❑ Brass metal conduit used for wet-niche fixtures
- ❑ All metallic parts or fittings attached to pool structure, pump motors, pool covers, pool fencing and all metallic parts within 5 ft. of pool are bonded with #8 solid copper conductor
- ❑ Connectors for bonding are pressure connectors or clamps of stainless steel, brass, copper or copper alloy
- ❑ Wet-niche fixture(s), motor(s), panel board(s) equipment grounding conductors sized per NEC Table 250.122 (minimum #12)
- ❑ Conductors for wiring proper size for equipment
- ❑ Proper type circuit breakers installed (per UL listing)
- ❑ All exterior sub-panels, timer boxes approved for exterior use
- ❑ All timers & sub-panels have proper working clearance. (30" width and 36" in front)
- ❑ Provide all bonding connections to all required items such as diving board jigs, basketball sleeves, etc., before Pregunite inspection is called.

PRE-PLASTER:

SITE REQUIREMENTS:

- ❑ Pool barriers must meet all City Pool Barrier Ordinance requirements.
- ❑ Pedestrian gates swing outward and are self-closing, self-latching
- ❑ RV gate(s) have padlock
- ❑ Spa heater vent is minimum of 4 ft from property line
- ❑ Windows within 5 ft of water's edge are safety glazed

STRUCTURAL REQUIREMENTS:

- ❑ No cracks exceeding 1/8" in concrete gunite
- ❑ Concrete decking around pool installed
- ❑ Water features installed complete, all rocks mortared in place

PLUMBING REQUIREMENTS:

- ❑ Self-leveler has Pressure vacuum breaker installed at house connection. Don't forget hose bib vacuum breaker!
- ❑ All exposed PVC water piping has been painted or protected from sunlight
- ❑ All trenches back-filled

ELECTRICAL REQUIREMENTS:


- ❑ All circuit breakers at service section and sub-panels are labeled
- ❑ All trenches are back-filled
- ❑ All exposed conduits are secured per NEC requirements
- ❑ All bonding clamps installed/secured
- ❑ All wrought iron fences and other metallic parts within 5 ft. of water's edge are bonded to pool steel
- ❑ All timers and sub-panels are secured/supported properly. If raceway supported, two conduits must be threaded into enclosure or hubs and conduit supported within 18" of enclosure so as to provide a rigid and secure installation
- ❑ All exterior boxes are rain tight with weatherproof gaskets

- All timers and sub-panels have proper working clearance 30" minimum width and 36" minimum in front

POOL BARRIER REQUIREMENTS:

- Per adopted City Ordinance.

Here are some **examples** of documents that have been mentioned in the preceding pages:

		CITY OF GLENDALE BUILDING PERMIT APPLICATION				DATE STAMP
		5850 West Glendale Ave Glendale, Arizona 85301 (623) 930-2800				
Zoning Area	Zip Code	Council Dist	Insp Area	Lot Coverage	Project Number	Permit Number

** COMPLETELY FILL OUT FORM **

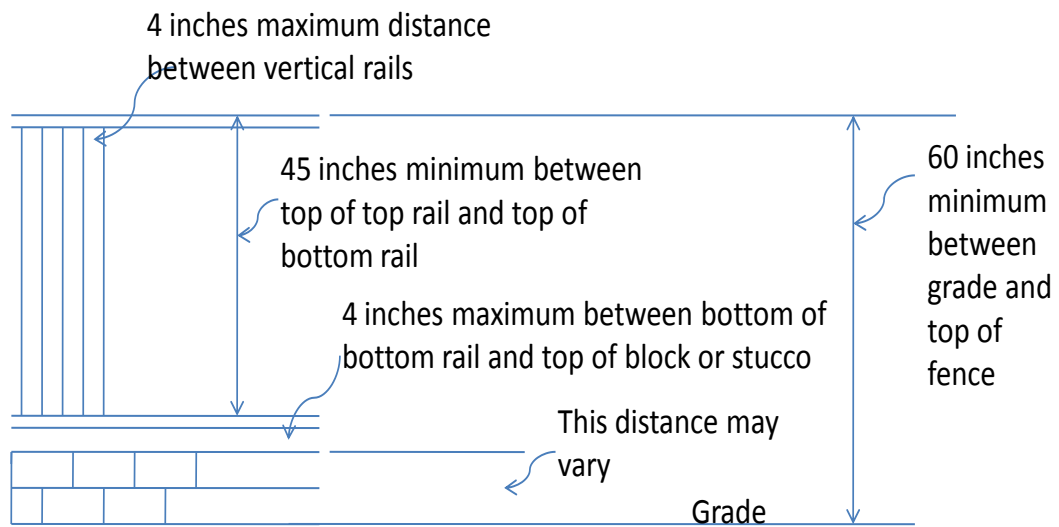
Date/Fecha:	Applicant/Contact Person---Aplicante/Persona de Contacto			Telephone/Telefono:
Applicant Address/Domicilio:			City, State, Zip Code:	
Project Name/Nombre del Proyecto:				
Project Address/Domicilio del Proyecto:				Zip Code/Codigo:
Parcel No./No. de Parcela:	Subdivision Name:			Lot #/No. del Lote:
Description of Work/Tipo de Trabajo:				

Property Owner/Propietario:	Telephone/Telefono:
Address/Domicilio:	City, State, Zip Code:

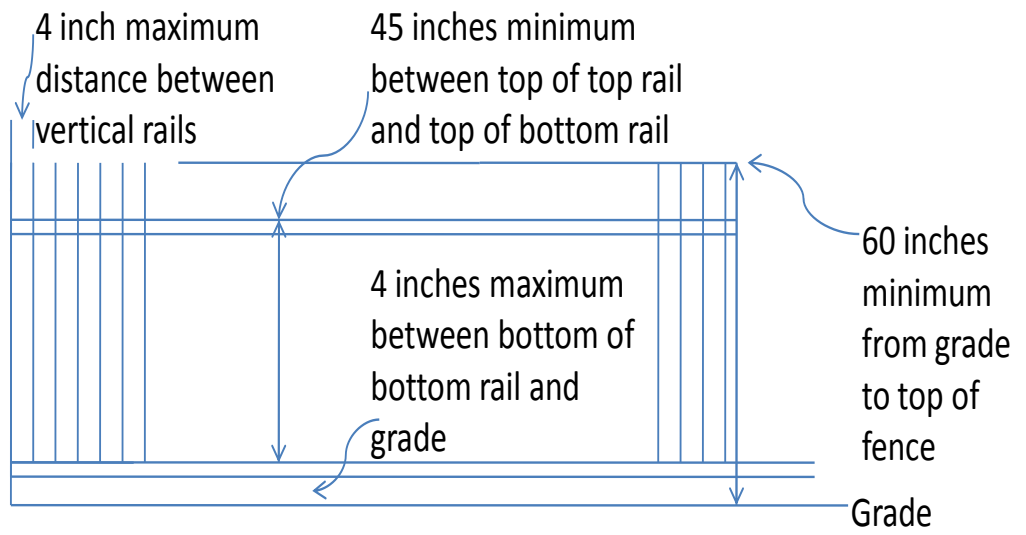
Prime Contractor/Contratista:	Telephone/Telefono:	
Address/Domicilio:	City, State, Zip:	License Classification:
Contractor AZ ROC License Number:	City of Glendale Sales Tax License Number:	
Special Conditions/Comments:		

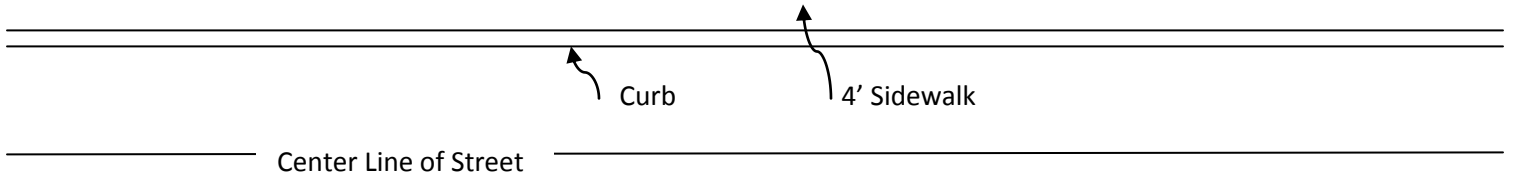
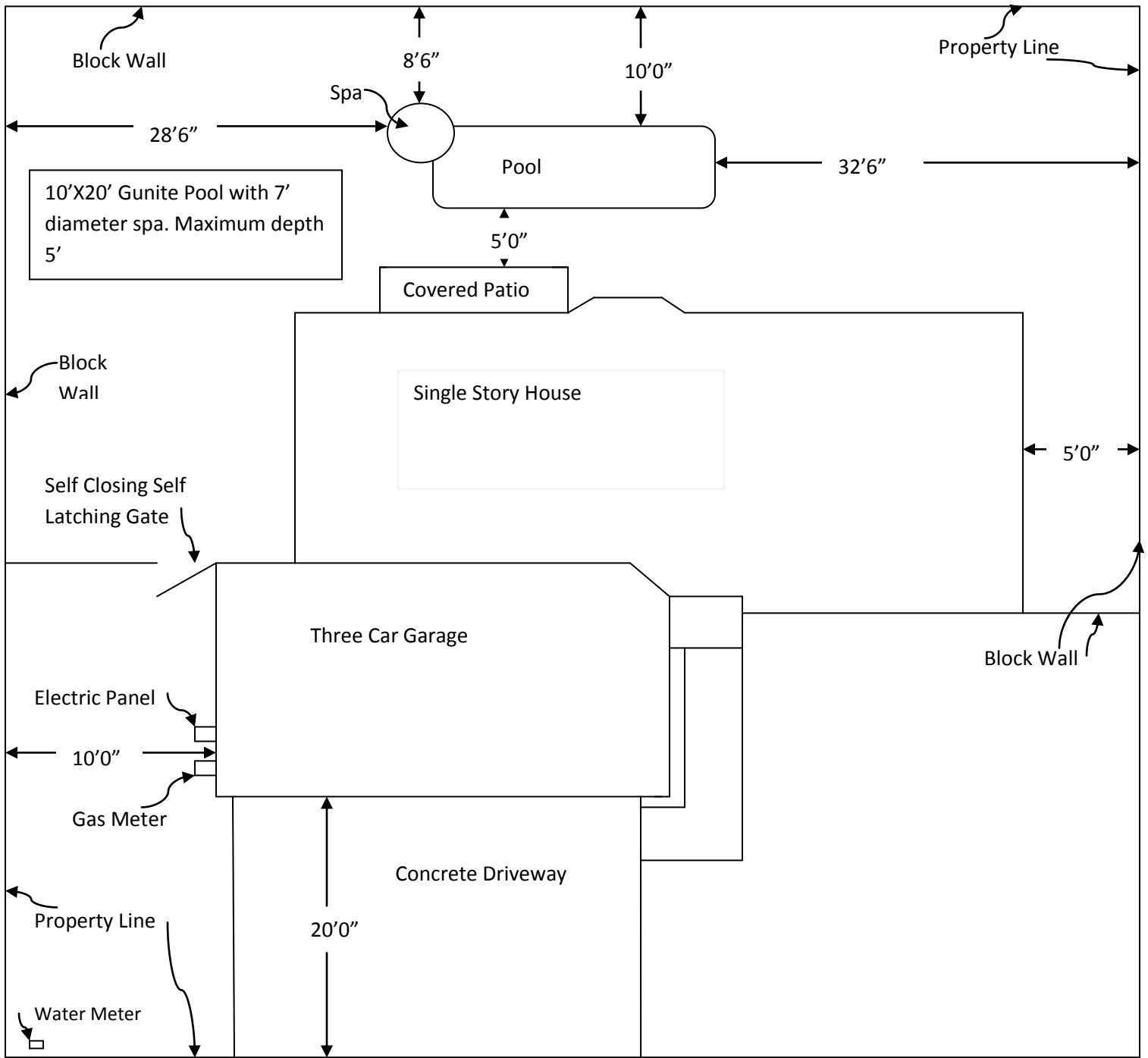
Permit Type:	<input type="checkbox"/> Building <input type="checkbox"/> Electrical <input type="checkbox"/> Plumbing	<input type="checkbox"/> Mechanical <input type="checkbox"/> Fire <input type="checkbox"/> Water Heater	<input type="checkbox"/> Sign/Banner <input type="checkbox"/> Pool/Spa	<input type="checkbox"/> Backflow <input type="checkbox"/> Demolition <input type="checkbox"/> Combination
Utilities:	<input type="checkbox"/> APS	<input type="checkbox"/> SRP	<input type="checkbox"/> SW Gas	
Flood Zone: _____ If other than Zone X, plan must be reviewed by Land Development Engineering.				
Square Footage/Pies Cuadrados:			Total Construction Valuation/Valor de Construccion:	
			\$ _____	
Signature/Firme su nombre		Print Name/Imprima su nombre		Date/Fecha:

Pool Fence Requirements



Pool Fence Requirements





Elevation showing pool relationship to house.

